



BIOVOICES

CONNECTING BIO-BASED FORCES
FOR A SUSTAINABLE WORLD

www.biovoices.eu



CONNECTING BIO-BASED FORCES FOR A SUSTAINABLE WORLD



This Project has received funding from the European Union's Horizon 2020 research and innovation programme under grant agreement No 774331

CONTACT US
info@biovoices.eu



CIVITTA

LOBA



asebio





BIOVOICES

CONNECTING BIO-BASED FORCES
FOR A SUSTAINABLE WORLD

DELIVERABLE 5.1

BIOVoices multistakeholder on-line social platform: v1.0

DELIVERABLE TYPE

Other

MONTH AND DATE OF DELIVERY

Month 6, June 2018

WORK PACKAGE

WP 5

LEADER

Consiglio Nazionale delle Ricerche

DISSEMINATION LEVEL

Public

AUTHORS

Fernando Ferri, Patrizia Grifoni, Noemi
Biancone, Chiara Bicchielli

Programme
H2020

Contract Number
774331

Duration
36 Months

Start
January 2018



PEER REVIEWS

| NAME | ORGANISATION |
|-----------------|----------------|
| FERNANDO FERRI | CNR |
| NAME TWO HERE | ORGANISATION 2 |
| NAME THREE HERE | ORGANISATION 3 |

REVISION HISTORY

| VERSION | DATE | REVIEWER | MODIFICATIONS |
|---------|------------|----------------|---------------|
| V1 | 04/07/2018 | FERNANDO FERRI | TEXT REVIEW |
| Y | DD/MM/YYYY | NAME | MODIFICATIONS |

Disclaimer:The information and views set out in this report are those of the author(s) and do not necessarily reflect the official opinion of the European Union. Neither the European Union institutions and bodies nor any person acting on their behalf may be held responsible for the use which may be made of the information contained herein.





INDEX OF CONTENTS

| | |
|---|--|
| 1. Introduction | 6 |
| 2. The biovoices platform | 6 |
| 2.1. Access, registration and Login | 6 |
| 2. Visualization and sharing of information and services..... | Errore. Il segnalibro non è definito. |
| 2.3 Events | 9 |
| 2.4 Labs..... | 12 |
| 3. Conclusion..... | 14 |

INDEX OF FIGURES

| | |
|--|----|
| <i>Figure 1: Registration to the BIOVOICES platform</i> | 7 |
| <i>Figure 2: Visualization of the top of the BIOVOICES platform homepage.....</i> | 8 |
| <i>Figure 3: Visualization of the final part of the BIOVOICES platform homepage</i> | 9 |
| <i>Figure 4: Visualization of an event</i> | 10 |
| <i>Figure 5: Visualization of the list of events.....</i> | 11 |
| <i>Figure 6: Access to the activities of an event</i> | 11 |
| <i>Figure 7: Visualization of a closed Lab</i> | 12 |
| <i>Figure 8: Access to the Labs.....</i> | 13 |
| <i>Figure 9: Visualization of the list of Labs (in this case you see one lab only)</i> | 13 |
| <i>Figure 10: Access to the activities of a Lab.....</i> | 14 |





BIOVOICES

CONNECTING BIO-BASED FORCES
FOR A SUSTAINABLE WORLD

www.biovoices.eu

PARTNERS

APRE | FVA | PEDAL Consulting | National Research Council of Italy | CIVITTA | LOBA | Nova ID FCT | Q-Plan International | Frontier Management Consulting | Wageningen University & Research | Minerva | Asebio | ICLEI



This Project has received funding from the European Union's Horizon 2020 research and innovation programme under grant agreement No 774331

1. INTRODUCTION

This document provides a description of the Deliverable “D5.1 BIOVoices multistakeholder on linesocial platform: V1.0”, which is the configured on-line BIOVoices social platform (version V1) representing the technical infrastructure for managing participatory tools, co-production of contents, knowledge and co-creation, initiatives launching, creative spaces creation, etc., supporting on-line communities (starting from e-communities already existing in the bio-based sector, and applicable in other application domains) in their work and common work.

The platform enables users to deliver documents, videos, and share on-line spaces allowing different bio-based stakeholders and networks to discuss and share existing knowledge and to co-produce new knowledge openly accessible, by exchanging and discussing different experiences at local and European level. The BIOVoices multistakeholder on line social platform: V1.0 is available online at:

<https://www.biovoices-platform.eu>

New versions of the platform will be periodically delivered, till month M33 of the BIOVOICES project. The user manual of the current version (V1) of the platform, and the user manual of each one of the new versions released will be available at:

<https://www.biovoices-platform.eu/registeredarea/labs/viewLab/534>

2. THE BIOVOICES PLATFORM

2.1. ACCESS, REGISTRATION AND LOGIN

The BIOVoices multistakeholder on line social platform is configured using a suite of existing, tried and trusted tools that have already been deployed by CNR:

- **The PLAKSS (Platform for Knowledge and Services Sharing) framework**[<https://brevetti.cnr.it/brevetti/download/PDF/datasheet10408.pdf> (in Italian)] (from CNR) allows the easy configuration of social platforms for focused communities and their federation. The PLAKSS framework provides services for communicating, sharing information and knowledge and supporting online and face-to-face activities of the different communities involved.

The access to the BIOVOICES platform is from <https://www.biovoices-platform.eu/login> and it is also accessible from the website of the project at: <http://www.biovoices.eu/>

Users can play both the role of provider and consumer of resources (services, information and knowledge); they do not need of any login to the platform as consumer. When a user contributes in an on-line discussion, when she or he shares information and data by videos, chat messages, documents, streaming, etc., and therefore has an active role as provider, she or he has to be registered and has to login.

There are two types of registrations: the registration as an organization and the registration as a private user. The registration requires reading and agreeing the terms and conditions for the use (see Figure 1).

Registration

E-mail (*)

Confirm e-mail (*)

Password (*)

Confirm password (*)

I agree with the terms and conditions

Private User Organization

REGISTER

Back Home

Figure 1: Registration to the BIOVOICES platform

Any kind of information in the platform is immediately visible once connected. Indeed, when the user gets connected at:

<https://www.biovoices-platform.eu>

the BIOVOICES platform enables to visualise data, documents, events, videos, labs (without the users are logged in). Figure 2 shows what the user visualises when accesses the platform.

2.2 VISUALIZATION AND SHARING OF INFORMATION AND SERVICES

Users immediately visualize the last emerging activities in the area “What's new” (see the blue rectangle of Figure 2). Indeed, the history of resources (e.g. a new event, information related this event, such as for example presentations done, video shared, streaming done during the event, a new lab, with the documents, videos and discussions carried out, and other information resources, are in the “What's new” area. Users can access the different resource from this area (for example accessing the events and labs, visualizing videos, downloading files, etc.).

Thematic discussions (that can be virtual or blended, i.e. face 2 face and virtually supported) can be organised in Labs (see the area “Most recent public Labs” in Figure 2 in the red rectangle). In a Lab

people can organise on-line discussions using a videoconference (video streaming) can exchange messages in chat, can organise consultations using a poll, or can share documents organised in a set of folders. Note that a Lab has three different level of privacy. It can be public, and all people can access and contribute. It can be closed; all users can see the title of this Lab; each one for contributing has to ask for the access.

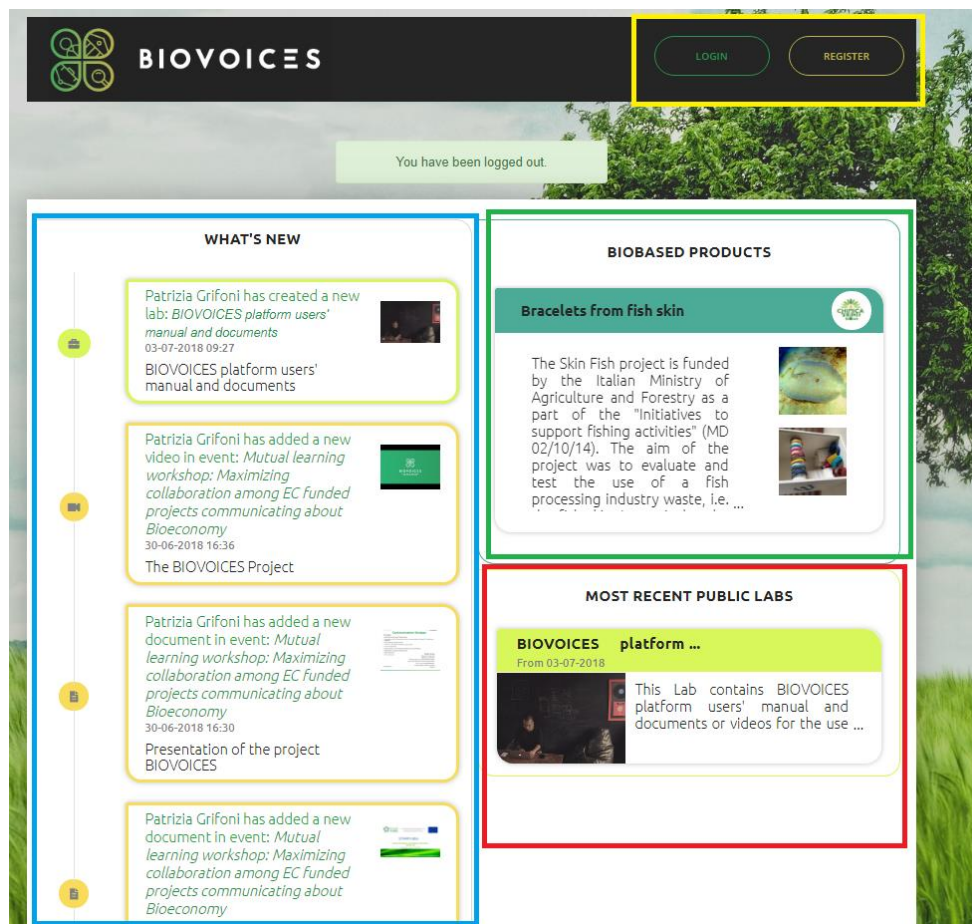


Figure 2: Visualization of the top of the BIOVOICES platform homepage

The Lab can be private, and only who creates the Lab and who is invited by the creator can visualise this lab and contribute in it.

In the green rectangle of Figure 2 the area “Biobased products” provides a showcase of bio-based products. They can be products from companies or relevant studies. This tool (Labs) will be increased with other functionalities, which will allow to the owners of the different products to make visible them and establish contacts and collaboration in the community.

In the final part of the homepage the users can also access the events clicking on the yellow rectangle “Events”. This rectangle rotates; one side shows the last created event, while the other side shows an explanation of what an event is. The remaining rectangles are related to the functionalities planned to be configured in the periodic update of the platform during the project life.

The remaining functionalities will allow managing a database of “Projects” connected with BIOVOICES and the interests of its community, collections of documents that users share on the

platform, a functionality which provides the last News and the opportunity to the users to discuss about them. Each user can also propose a topic to be discussed for a week in the WEEKLY TOPIC. Each user can also share her or his story, in a storytelling space called “FOCUS ON THE xxx CASE STUDY: SHARE YOUR”.

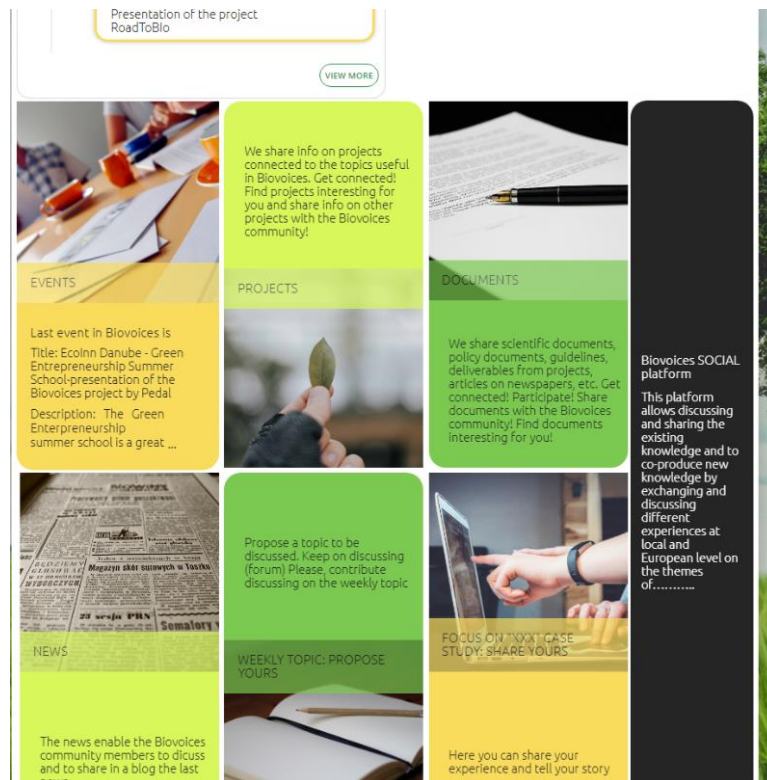
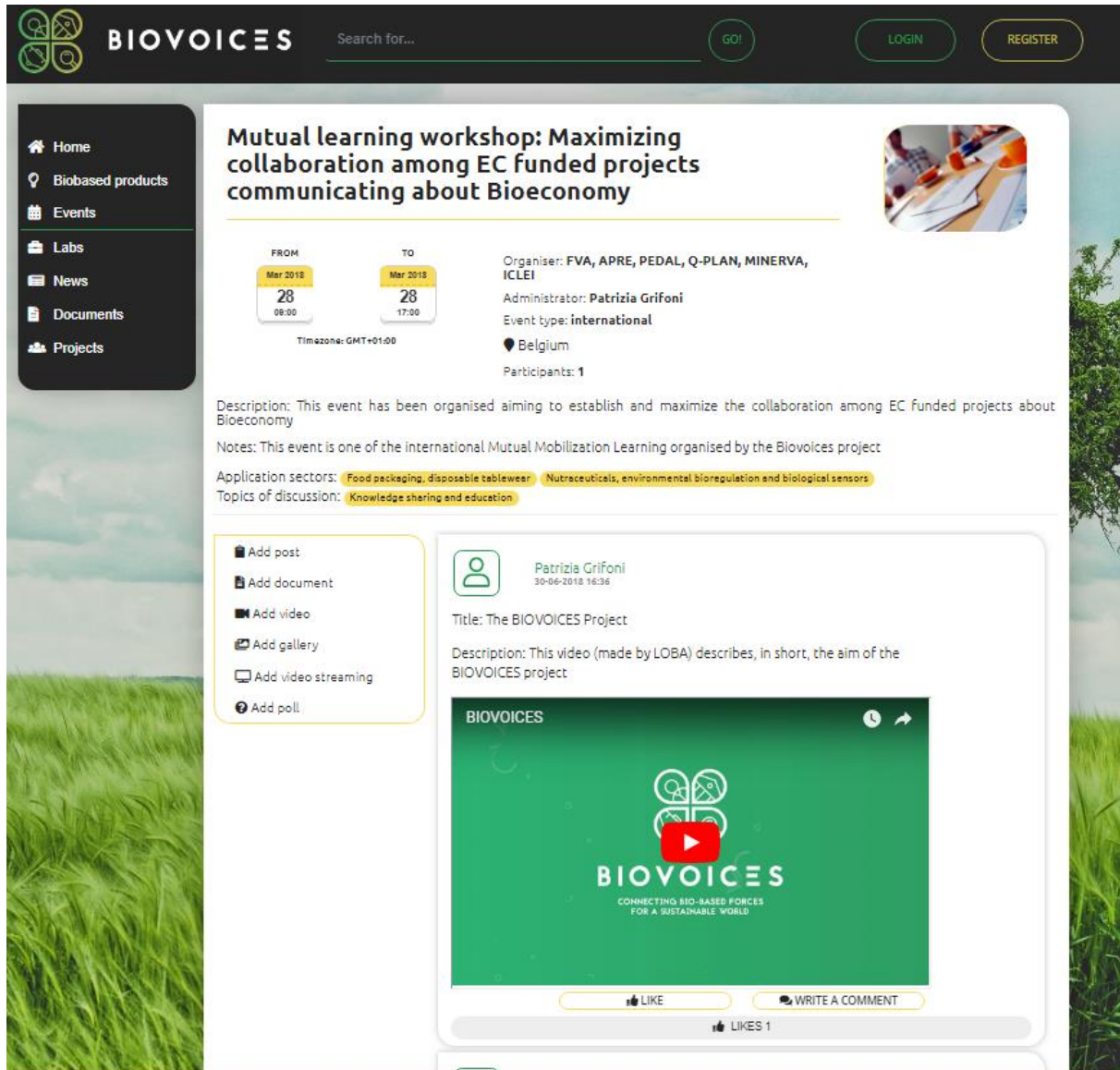


Figure 3: Visualization of the final part of the BIOVOICES platform homepage

2.3 EVENTS

User can directly access the event clicking on the event, or on the document or the video contained in an event in the “What’s new” area (see Figure 2). Clicking on a specific event users visualise information related to the event itself. Users can visualise chats, videos and download files without logging in themselves. Any contribution, in terms of posting messages in the chat, sharing a video, sharing a document, galleries of pictures, starting a streaming or adding a poll, needs of logging in.



The screenshot shows the BIOVOICES website interface. At the top, there is a navigation bar with the BIOVOICES logo, a search bar, and buttons for 'GO!', 'LOGIN', and 'REGISTER'. On the left, a dark sidebar menu contains links for 'Home', 'Biobased products', 'Events', 'Labs', 'News', 'Documents', and 'Projects'. The main content area features a large event card titled 'Mutual learning workshop: Maximizing collaboration among EC funded projects communicating about Bioeconomy'. The event details include dates (Mar 2018, Mar 2018), time (09:00 to 17:00), organizer (FVA, APRE, PEDAL, Q-PLAN, MINERVA, ICLEI), administrator (Patrizia Grifoni), event type (international), location (Belgium), and participants (1). A description and notes are provided below. Application sectors and topics of discussion are listed. A video player is embedded, showing a video titled 'The BIOVOICES Project' by Patrizia Grifoni, with a description of the project's aim. The video player includes 'LIKE' and 'WRITE A COMMENT' buttons, and shows 'LIKES 1'.

Figure 4: Visualization of an event

Users can also directly access the list of events both:

- clicking on the “Most recent public Labs” (see the red rectangle of Figure 2), or
- selecting the option “Labs” in the black menu in the top-left side of Figure 4.

The list of all events with their titles, description, date and time, location is visualised (see Figure 5). Information of each event can be shared in Facebook, tweeter and LinkedIn.

The list of events can be filtered enabling users to select the list of the events that the user created (My events), or the list of events created by others and the user is interested in (the list of joined events).

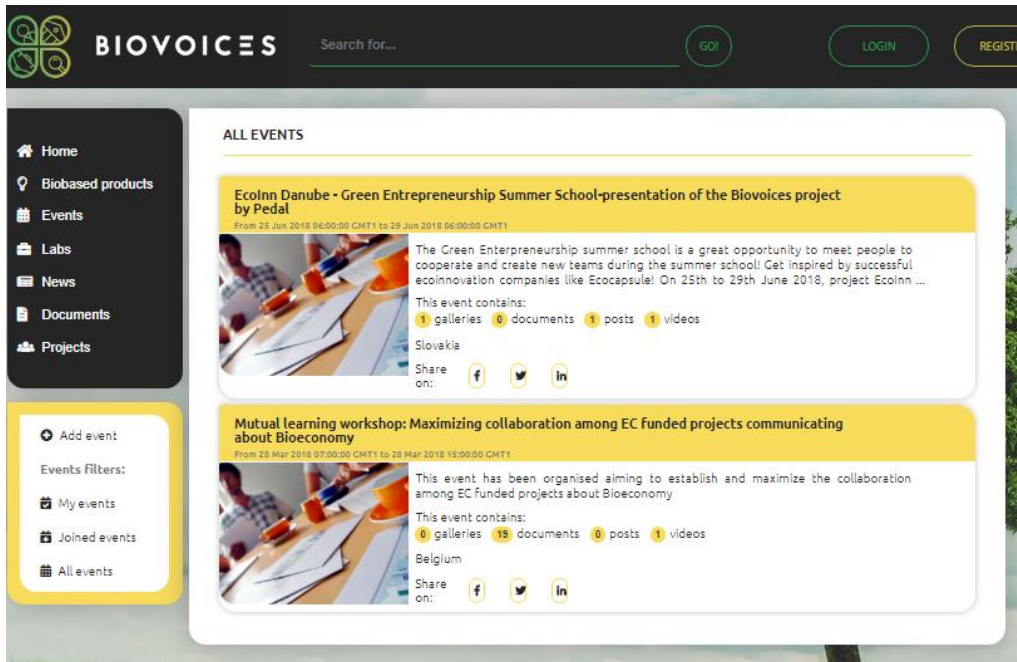


Figure 5: Visualization of the list of events

Finally, users can access to each specific event for visualising the activities planned and carried out in the event itself (see Figure 6), such as chat messages, documents and galleries of pictures exchanged, videos shared, or can visualise the event in streaming and access polls.

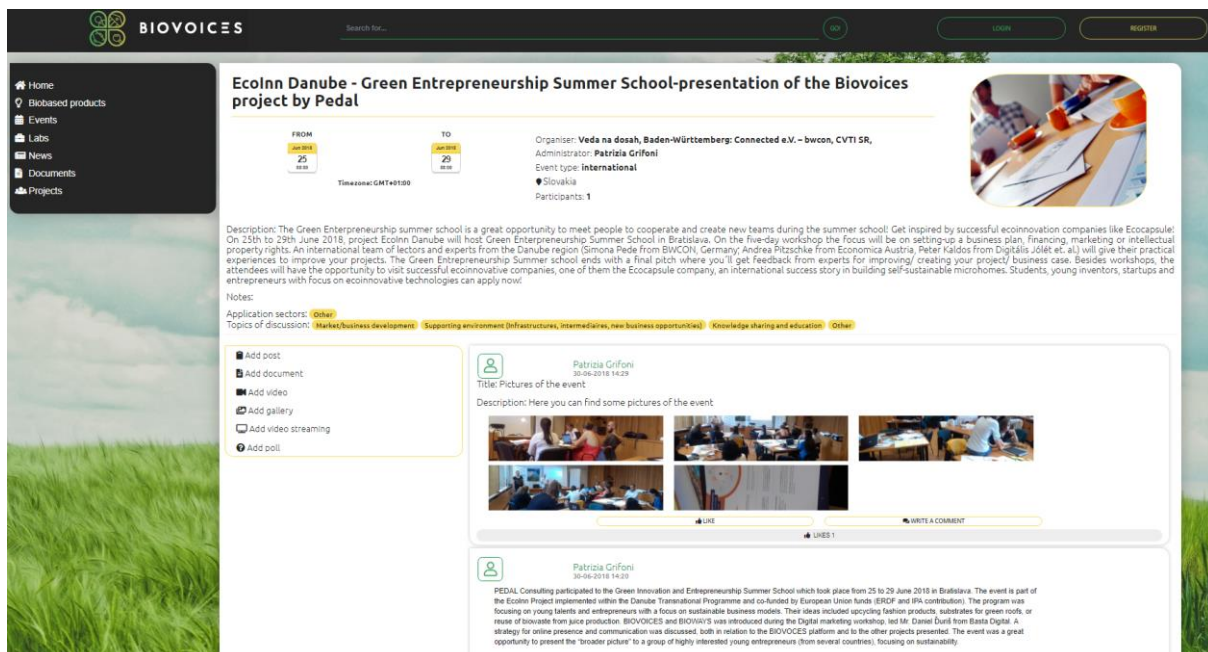


Figure 6: Access to the activities of an event

Users can also play an active role not only visualising information that other users provided. In this case it is necessary that the user login herself or himself, and then she or he can post a message in an

active discussion in the event, can upload files and galleries of pictures, can add a video or sharing the event in a video streaming, or add a poll.

2.4 LABS

As already explained Labs have three levels of privacy, i.e. Public, Closed and Private.

Users before logging in themselves:

- can directly access Labs from the “What’s new” area, directly clicking on the Labs (see Figure 2), or on the document or the video contained in a Lab.
- can access clicking on the Labs of interest in the “Most recent public Labs” area (see Figure 2). This list does not include the Closed and Private Labs.

Moreover, clicking on a specific Lab users visualise (without logging in):

- information related to the Lab itself (i.e. the title, the administrator of the Lab, the description, posts of the chat, videos and can download files if this Lab is public,
- a subset of information related to the Lab itself (i.e. the title, the administrator of the Lab, the description without logging in themselves if this Lab is Closed (see Figure 7). In this case users, based on their interest can ask for joining themselves to the Lab.

If the lab is private it is not possible to visualise it to users who are not invited by the administrator.

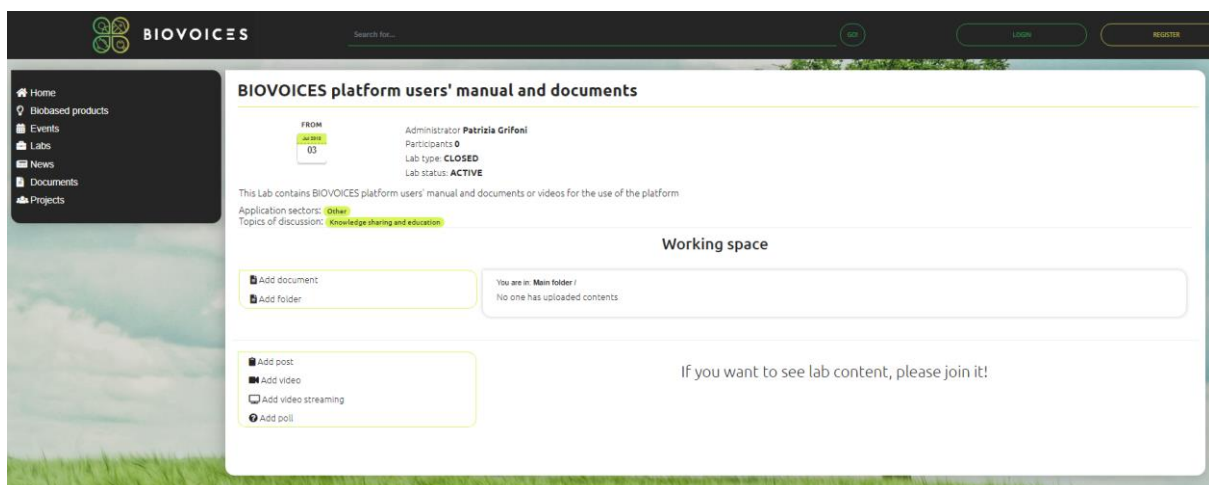


Figure 7: Visualization of a closed Lab

Once logged in, users can access the list of Labs both:

- clicking on the Labs of interest in the “Most recent public Labs” area (see Figure 8). This list does not include the Closed and Private Labs.
- selecting the option “Labs” in the black menu in the top-left side of Figure 8. This list includes all Labs (the private labs are only visualised by their administrators). The list of all Labs with their titles, description and administrator is visualised (see Figure 9).

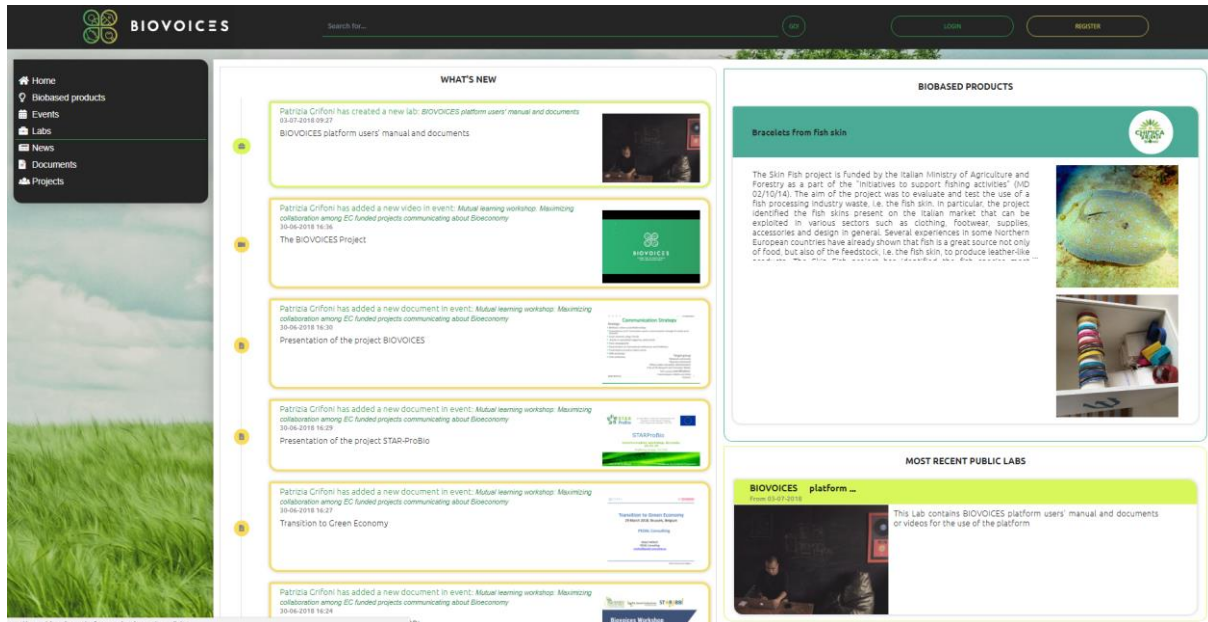


Figure 8: Access to the Labs

The list of events can be filtered enabling users to select the list of the events that the user created (My events), or the list of events created by others and the user is interested in (and then joined that event).

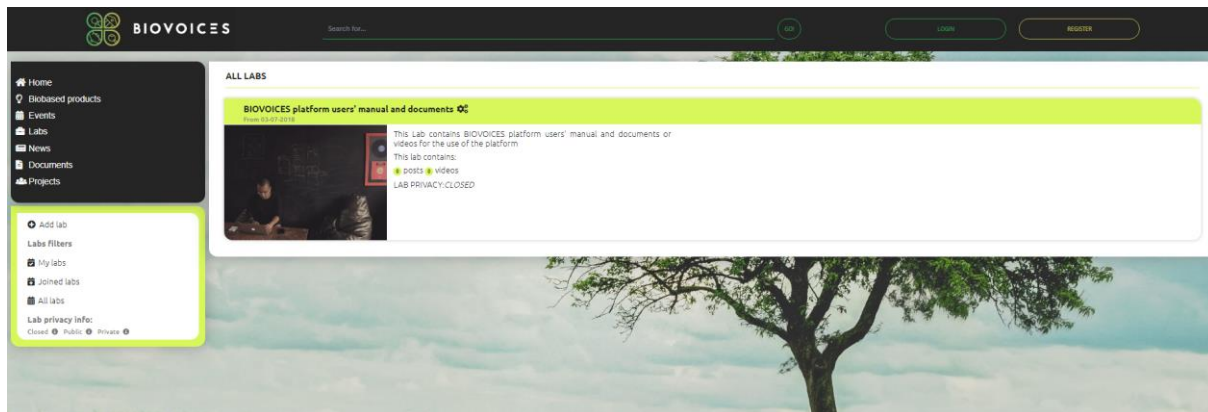


Figure 9: Visualization of the list of Labs (in this case you see one lab only)

Finally, users can access to each specific Lab visualising the activities planned and carried out (see Figure 10). In particular Labs enable the use of a working space where a working group can start a discussion using virtual meeting by a streaming, posts, videos and pools as working tools. It is also possible to organise a common space with folders, where documents can be shared.

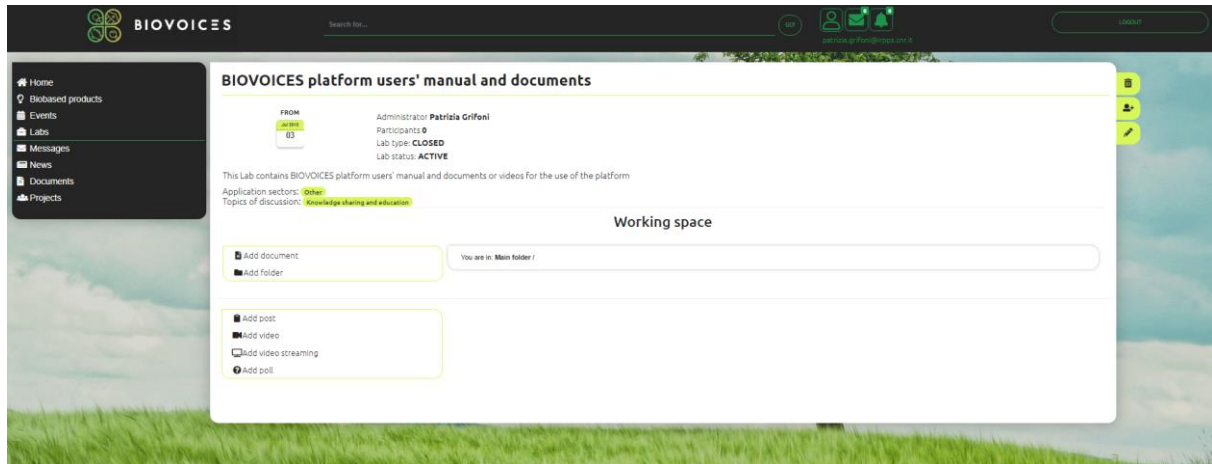


Figure 10: Access to the activities of a Lab

The calendar function is planned to be added to this configuration.

2. CONCLUSION

A periodical release improving the current configuration will be released till month 33 of the project with the users' manual for each version available at:

<https://www.biovoices-platform.eu/registeredarea/labs/viewLab/534>

The platform will be maintained by CNR five years after the end of the project (as already established in the Grant Agreement).



APRE, Agency for the Promotion of European Research

www.apre.it
Italy



FVA New Media Research

hwww.fvaweb.eu
Italy



PEDAL Consulting, s.r.o.

www.pedal-consulting.eu
Slovakia



National Research
Council of Italy

National Research Council of Italy

www.cnr.it
Italy

CIVITTA

Civitta Eesti AS

www.loba.pt
Portugal

LOBA

LOBA

www.civitta.com
Estonia



NOVA ID FCT

ww.novaid.fct.unl.pt
Portugal



Q-PLAN International

www.qplan-intl.com
Greece



Frontier Management Consulting

www.frontierconsulting.ro
Romania



Wageningen Research

www.wur.nl
The Netherlands



Minerva Communications UK Ltd

www.minervacomms.net
United Kingdom



ASEBIO, Asociación Española de Bioempresas

www.asebio.com
Spain



ICLEI Europe

www.iclei-europe.org
Germany

PARTNERS

APRE | FVA | PEDAL Consulting | National Research Council of Italy | CIVITTA | LOBA | Nova ID FCT | Q-Plan International | Frontier Management Consulting | Wageningen University & Research | Minerva | Asebio | ICLEI



This Project has received funding from the European Union's Horizon 2020 research and innovation programme under grant agreement No 774331